



# crop estimates committee oesskattingskomitee

**From/Van:** Mr Baldwin Netshifhefe  
**Tel:** 012 319 8043/32 **E-mail/E-pos:** BaldwinN@dalrrd.gov.za

Web page/Webblad: [www.dalrrd.gov.za/statistics](http://www.dalrrd.gov.za/statistics) and economic reports or  
[www.saqis.org.za/CEC](http://www.saqis.org.za/CEC): Crop Estimates **EMBARGO: 14:30**



agriculture, land reform  
& rural development

Department:  
Agriculture, Land Reform and Rural Development  
REPUBLIC OF SOUTH AFRICA

28 September 2022

The area planted estimate and **eighth** production forecast for summer crops for 2022 is hereby released.

Hiermee word die oppervlakte- en **agtste** produksieskatting vir somergewasse vir 2022 vrygestel.

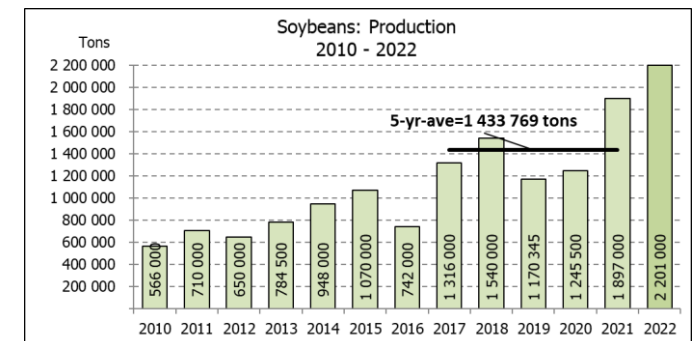
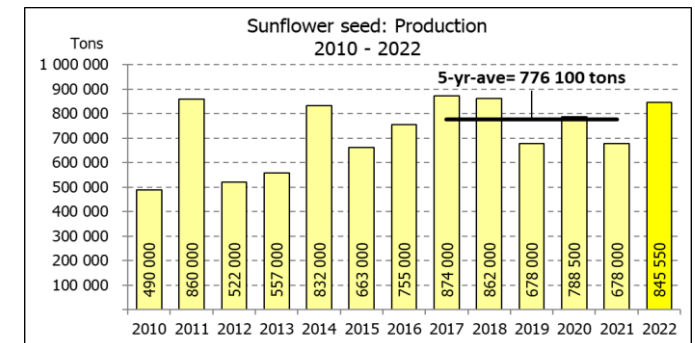
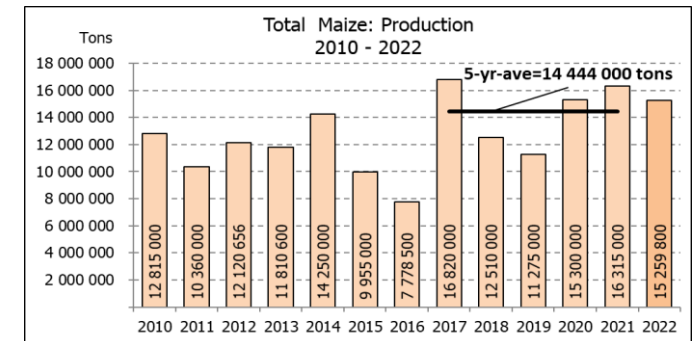
**SUMMER CROPS – AREA PLANTED AND EIGHTH PRODUCTION FORECAST: 2022**

**SOMERGEWASSE – OPPERVLAKTE- EN AGTSTE PRODUKSIESKATTING: 2022**

CROP/GEWAS	Area planted/ Opp beplant <b>2022 Ha (A)</b>	8 <sup>th</sup> forecast/ 8 <sup>ste</sup> skatting <b>2022 Tons (B)</b>	7 <sup>th</sup> forecast/ 7 <sup>de</sup> skatting 2022 Tons (C)	Area planted/ Opp beplant 2021 Ha (D)	Final crop/ Finale oes 2021 Tons (E)	Change/ Verandering/ % (B) ÷ (C)
<b>Commercial/Kommersiëel:</b>						
White maize/Witmielies	<b>1 575 000</b>	<b>7 789 750</b>	7 637 050	1 691 900	8 600 000	+2,00
Yellow maize/Geelmielies	<b>1 048 000</b>	<b>7 470 050</b>	7 367 050	1 063 500	7 715 000	+1,40
Total Maize/Totale Mielies	<b>2 623 000</b>	<b>15 259 800</b>	15 004 100	2 755 400	16 315 000	+1,70
Sunflower seed/Sonneblomsaad	<b>670 700</b>	<b>845 550</b>	876 050	477 800	678 000	-3,48
Soybeans/Sojabone	<b>925 300</b>	<b>2 201 000</b>	2 172 100	827 100	1 897 000	+1,33
Groundnuts/Grondbone	<b>43 400</b>	<b>49 000</b>	49 000	38 550	64 300	-
Sorghum	<b>37 200</b>	<b>123 700</b>	123 700	49 200	215 000	-
Dry beans/Droëbone	<b>42 900</b>	<b>52 590</b>	52 590	47 390	57 672	-
<b>Non-Commercial Maize/Nie-Kommersiële Mielies</b>						
Total Maize/Totale Mielies	<b>378 800</b>	<b>667 000</b>	667 000	362 900	636 440	-
<b>Maize/Mielies: Commercial/Kommersiëel + Non-Commercial/Nie-Kommersiëel</b>						
Total Maize RSA/Totaal Mielies RSA	<b>3 001 800</b>	<b>15 926 800</b>	15 671 100	3 118 300	16 951 440	+1,63

Note: Estimate is for calendar year, e.g. production season 2021/22 = 2022

Nota: Skatting is vir kalenderjaar, bv. produksie-seisoen 2021/22 = 2022



**WHITE AND YELLOW MAIZE – AREA PLANTED AND EIGHTH PRODUCTION FORECAST: 2022**

**WIT- EN GEELMIELIES – OPPERVLAKTE EN AGTSTE PRODUKSIESKATTING: 2022**

Provinsie/ Province	Area planted/ Oppervlakte beplant 2022			8 <sup>th</sup> forecast/ 8 <sup>ste</sup> skatting 2022			Area planted/ Oppervlakte beplant 2021			Final crop/ Finale oes 2021		
	White/ Wit Ha	Yellow/ Geel Ha	Total/ Totaal Ha	White/ Wit Tons	Yellow/ Geel Tons	Total/ Totaal Tons	White/ Wit Ha	Yellow/ Geel Ha	Total/ Totaal Ha	White/ Wit Tons	Yellow/ Geel Tons	Total/ Totaal Tons
Western Cape/Wes-Kaap	500	3 500	4 000	4 750	32 900	37 650	500	3 500	4 000	4 800	33 300	38 100
Northern Cape/Noord-Kaap	3 000	42 000	45 000	36 000	672 000	708 000	3 400	41 000	44 400	40 300	627 300	667 600
Free State/Vrystaat	826 500	398 000	1 224 500	3 801 900	2 527 300	6 329 200	907 500	420 000	1 327 500	4 492 000	2 542 000	7 034 000
Eastern Cape/Oos-Kaap	6 000	20 500	26 500	40 800	153 750	194 550	6 000	18 000	24 000	39 000	133 200	172 200
KwaZulu-Natal	52 000	59 000	111 000	322 400	489 700	812 100	50 000	55 000	105 000	310 000	451 000	761 000
Mpumalanga	165 000	350 000	515 000	1 072 500	2 450 000	3 522 500	165 000	360 000	525 000	1 100 500	2 820 000	3 920 500
Limpopo	15 500	25 000	40 500	102 300	202 500	304 800	16 500	21 000	37 500	112 200	172 200	284 400
Gauteng	56 500	56 000	112 500	361 600	392 000	753 600	58 000	50 000	108 000	371 200	380 000	751 200
North West/Noordwes	450 000	94 000	544 000	2 047 500	549 900	2 597 400	485 000	95 000	580 000	2 130 000	556 000	2 686 000
Total/Totaal	1 575 000	1 048 000	2 623 000	7 789 750	7 470 050	15 259 800	1 691 900	1 063 500	2 755 400	8 600 000	7 715 000	16 315 000

**SUNFLOWER SEED – AREA PLANTED AND EIGHTH PRODUCTION FORECAST: 2022**

**SONNEBLMSAAD – OPPERVLAKTE EN AGTSTE PRODUKSIESKATTING: 2022**

Province/ Provinsie	Area planted/ Opp beplant Ha 2022	8 <sup>th</sup> forecast/ 8 <sup>ste</sup> skatting Tons 2022	Area planted/ Opp beplant Ha 2021	Final crop/ Finale oes Tons 2021
Western Cape/Wes-Kaap	-	-	-	-
Northern Cape/Noord-Kaap	2 500	6 250	1 100	1 320
Free State/Vrystaat	357 000	499 800	235 000	352 500
Eastern Cape/Oos-Kaap	300	750	300	450
KwaZulu-Natal	-	-	-	-
Mpumalanga	3 500	5 250	3 500	5 250
Limpopo	110 000	77 000	76 500	76 500
Gauteng	2 400	3 000	4 400	5 720
North West/Noordwes	195 000	253 500	157 000	236 260
Total/Totaal	670 700	845 550	477 800	678 000

**SOYBEANS – AREA PLANTED AND EIGHTH PRODUCTION FORECAST: 2022**

**SOJABONE – OPPERVLAKTE EN AGTSTE PRODUKSIESKATTING: 2022**

Province/ Provinsie	Area planted/ Opp beplant Ha 2022	8 <sup>th</sup> forecast/ 8 <sup>ste</sup> skatting Tons 2022	Area planted/ Opp beplant Ha 2021	Final crop/ Finale oes Tons 2021
Western Cape/Wes-Kaap	-	-	-	-
Northern Cape/Noord-Kaap	800	3 000	1 000	3 500
Free State/Vrystaat	415 000	892 250	365 000	766 500
Eastern Cape/Oos-Kaap	3 000	9 000	3 100	9 300
KwaZulu-Natal	39 000	146 250	36 000	129 600
Mpumalanga	300 000	705 000	290 000	644 550
Limpopo	22 500	76 500	20 500	71 750
Gauteng	45 000	99 000	42 000	105 000
North West/Noordwes	100 000	270 000	69 500	166 800
Total/Totaal	925 300	2 201 000	827 100	1 897 000

**GROUNDNUTS – AREA PLANTED AND EIGHTH PRODUCTION FORECAST: 2022****GRONDBONE – OPPERVLAKTE EN AGTSTE PRODUKSIESKATTING: 2022**

Province/ Provinsie	Area planted/ Opp beplant Ha 2022	8 <sup>th</sup> forecast/ 8 <sup>ste</sup> skatting Tons 2022	Area planted/ Opp beplant Ha 2021	Final crop/ Finale oes Tons 2021
Western Cape/Wes-Kaap	-	-	-	-
Northern Cape/Noord-Kaap	<b>2 400</b>	<b>6 000</b>	1 500	3 900
Free State/Vrystaat	<b>19 000</b>	<b>20 900</b>	16 000	26 450
Eastern Cape/Oos-Kaap	-	-	-	-
KwaZulu-Natal	-	-	50	50
Mpumalanga	-	-	-	-
Limpopo	<b>2 000</b>	<b>5 100</b>	3 000	6 900
Gauteng	-	-	-	-
North West/Noordwes	<b>20 000</b>	<b>17 000</b>	18 000	27 000
Total/Totaal	<b>43 400</b>	<b>49 000</b>	38 550	64 300

**SORGHUM – AREA PLANTED AND SEVENTH PRODUCTION FORECAST: 2022****SORGHUM – OPPERVLAKTE EN AGTSTE PRODUKSIESKATTING: 2022**

Province/ Provinsie	Area planted/ Opp beplant Ha 2022	8 <sup>th</sup> forecast/ 8 <sup>ste</sup> skatting Tons 2022	Area planted/ Opp beplant Ha 2021	Final crop/ Finale oes Tons 2021
Western Cape/Wes-Kaap	-	-	-	-
Northern Cape/Noord-Kaap	-	-	-	-
Free State/Vrystaat	<b>7 800</b>	<b>19 500</b>	10 500	45 675
Eastern Cape/Oos-Kaap	-	-	-	-
KwaZulu-Natal	<b>200</b>	<b>800</b>	500	2 300
Mpumalanga	<b>9 000</b>	<b>48 600</b>	9 400	57 325
Limpopo	<b>15 000</b>	<b>39 000</b>	17 000	61 200
Gauteng	<b>200</b>	<b>800</b>	300	1 350
North West/Noordwes	<b>5 000</b>	<b>15 000</b>	11 500	47 150
Total/Totaal	<b>37 200</b>	<b>123 700</b>	49 200	215 000

**DRY BEANS – AREA PLANTED AND EIGHTH PRODUCTION FORECAST: 2022****DROëBONE – OPPERVLAKTE EN AGTSTE PRODUKSIESKATTING: 2022**

Province/ Provinsie	Area planted/ Opp beplant Ha 2022	8 <sup>th</sup> forecast/ 8 <sup>ste</sup> skatting Tons 2022	Area planted/ Opp beplant Ha 2021	Final crop/ Finale oes Tons 2021
Western Cape/Wes-Kaap	<b>100</b>	<b>150</b>	100	150
Northern Cape/Noord-Kaap	<b>600</b>	<b>1 080</b>	350	700
Free State/Vrystaat	<b>15 500</b>	<b>13 950</b>	22 000	16 500
Eastern Cape/Oos-Kaap	<b>200</b>	<b>300</b>	200	300
KwaZulu-Natal	<b>2 300</b>	<b>2 760</b>	3 000	3 900
Mpumalanga	<b>6 000</b>	<b>6 600</b>	6 500	9 750
Limpopo	<b>10 400</b>	<b>18 200</b>	8 000	16 000
Gauteng	<b>800</b>	<b>800</b>	840	1 092
North West/Noordwes	<b>7 000</b>	<b>8 750</b>	6 400	9 280
Total/Totaal	<b>42 900</b>	<b>52 590</b>	47 390	57 672

**CONFIDENTIALITY ISSUES that CEC members are committed to adhere to on the day of the meeting**

- Personal items such as laptops, handbags, cell phones, etc. are not allowed in the venue during the meeting
- No member is allowed to leave the meeting before 12:00 in order to prevent disclosure of the information
- The embargo time for the release of crop estimates information is 14:30
- No member is allowed to discuss crop estimates information with anyone other than a member of the Committee before the embargo time
- Only the Chairperson, or a member appointed by the Chairperson, may release the figures to the media
- Members must regard the detail of any information that was collected for and/or discussed during the meeting, as confidential
- Individual information received for crop estimate purposes is treated strictly confidential, and is not divulged for any other purposes

**AREA ESTIMATE AND EIGHTH PRODUCTION FORECAST OF SUMMER CROPS (2022 PRODUCTION SEASON)/  
OPPERVLAKTE- EN AGTSTE PRODUKSIESKATTING VIR SOMERGEWASSE (2022 PRODUKSIE-SEISOEN)  
28 SEPTEMBER 2022**

**Summer field crops – 2022**

**Commercial maize:** The size of the expected commercial maize crop has been set at 15,260 mill. tons. The area estimate for maize is 2,623 mill. ha, while the expected yield is 5,82 t/ha.

The estimated maize crop is 6% smaller than the 2021 crop. The three main maize producing areas, namely the Free State, Mpumalanga and North West provinces are expected to produce 82% of the 2022 crop.

The area estimate for white maize is 1,575 mill. ha and for yellow maize the area estimate is 1,048 mill. ha.

The production forecast for white maize has been set at 7,790 mill. tons, which is 2,00% or 152 700 tons more than the previous forecast of 7,637 mill. tons. The yield for white maize is 4,95 t/ha. In the case of yellow maize the production forecast is 7,470 mill. tons, which is 1,40% or 103 000 tons more than the previous forecast of 7,367 mill. tons. The yield for yellow maize is 7,13 t/ha.

**Sunflower seed:** The production forecast for sunflower seed is 845 550 tons, which is 3,48% or 30 500 tons lower than the previous forecast of 876 050 tons. The area estimate for sunflower seed is 670 700 ha, while the expected yield is 1,26 t/ha.

**Other crops:** The production forecast for **soybeans** has been set at 2,201 mill. tons, which is 1,33 % or 28 900 tons more than the previous forecast of 2,172 mill. tons. The estimated area planted to soybeans is 925 300 ha and the expected yield is 2,38 t/ha.

The expected **groundnut** crop remained unchanged at 49 000 tons. For groundnuts, the area estimate is 43 400 ha, with an expected yield of 1,13 t/ha.

The production forecast for **sorghum** also remained unchanged at 123 700 tons. The area estimate for sorghum is 37 200 ha and the expected yield is 3,33 t/ha.

In the case of **dry beans**, the production forecast remained unchanged at 52 590 tons. The area estimate of dry beans is 42 900 ha, with an expected yield of 1,23 t/ha.

**Please note that the ninth production forecast for summer field crops for 2022, as well as the 'intentions of farmers' to plant summer grain crops for 2023, will be released on 26 October 2022.**

**Somergewasse – 2022**

**Kommerciële mielies:** Die grootte van die verwagte kommersiële mielie-oes is 15,260 milj. ton. Die skatting van die oppervlakte onder mielies is 2,623 milj. ha, terwyl die verwagte opbrengs 5,82 t/ha is.

Die geskatte mielie-oes is 6% kleiner as die 2021-oes. Die drie belangrikste mielieproduserende gebiede, nl. die Vrystaat, Mpumalanga en Noordwes provinsies, gaan na verwagting 82% van die 2022-oes produseer.

Die oppervlak onder witmielies is 1,575 milj. ha en vir geelmielies is die oppervlak 1,048 milj. ha.

Die produksieskatting van witmielies is 7,790 milj. ton, wat 2,00% of 152 700 ton meer is as die vorige skatting van 7,637 milj. ton. Die opbrengs van witmielies is 4,95 t/ha. In die geval van geelmielies is die produksieskatting 7,470 milj. ton, wat 1,40% of 103 000 ton meer is as die vorige skatting van 7,367 milj. ton. Die opbrengs van geelmielies is 7,13 t/ha.

**Sonneblomsaad:** Die produksieskatting vir sonneblomsaad is 845 550 ton, wat 3,48% of 30 500 ton minder is as die vorige skatting van 876 050 ton. Die oppervlakteskatting vir sonneblomsaad is 670 700 ha, terwyl die verwagte opbrengs 1,26 t/ha is.

**Ander gewasse:** Die produksieskatting van **sojabone** is op 2,201 milj. ton gestel, wat 1,33% of 28 900 ton meer is as die vorige skatting van 2,172 milj. ton. Die geskatte oppervlakte beplant met sojabone is 925 300 ha en die verwagte opbrengs is 2,38 t/ha.

Die verwagte **grondbone**-oes is onveranderd gelaat op 49 000 ton. Vir grondbone is die oppervlakteskatting 43 400 ha, terwyl die verwagte opbrengs 1,13 t/ha is.

Die produksieskatting van **sorghum** is ook onveranderd gelaat op 123 700 ton. Die oppervlakteskatting vir sorghum is 37 200 ha, en die verwagte opbrengs is 3,33 t/ha.

In die geval van **droëbone** is die produksieskatting onveranderd gelaat op 52 590 ton. Die oppervlakte beplant met droëbone is 42 900 ha en die verwagte opbrengs is 1,23 t/ha.

**Neem asseblief kennis dat die negende produksieskatting vir somergewasse vir 2022, sowel as die 'voorneme van produsente om somergraangewasse te plant' vir 2023, op 26 Oktober 2022 vrygestel sal word..**

**The non-commercial agricultural sectors' production estimate for maize for 2022 is hereby released. / Hiermee word die nie-kommersiële landbou-sektor se produksieskatting vir mielies vir 2022 vrygestel.**

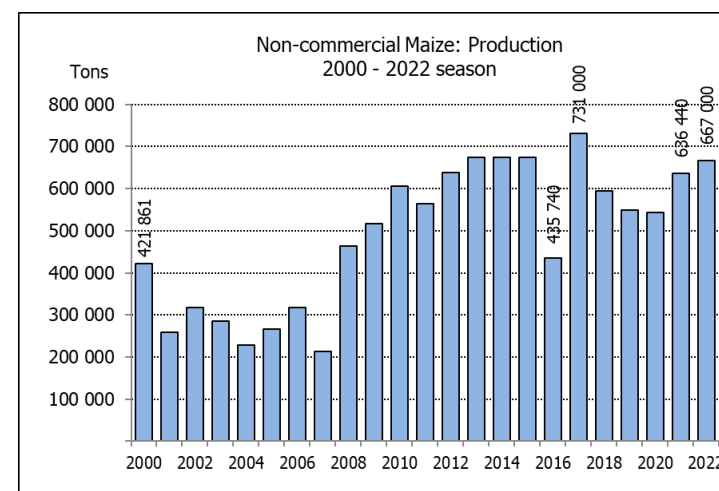
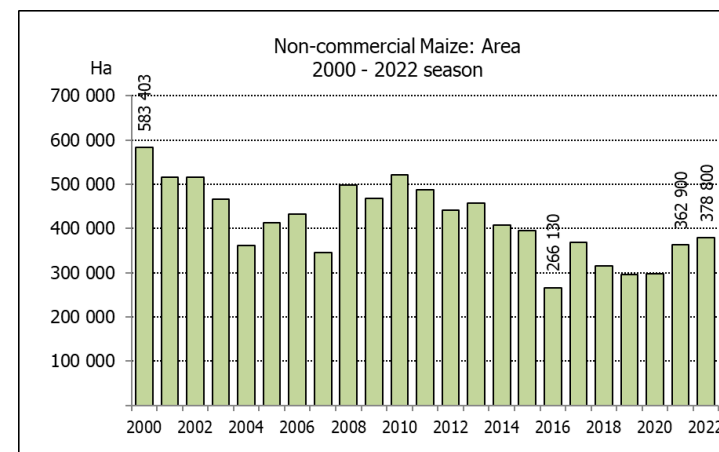
**NON-COMMERCIAL MAIZE – AREA PLANTED AND PRODUCTION ESTIMATE: 2022**

**NIE-KOMMERSIËLE MIELIES – OPPERVLAKTE- EN PRODUKSIESKATTING: 2022**

CROP/GEWAS	Area planted/ Opp beplant 2022 Ha (A)	Production/ Produksie 2022 Tons (B)	Area planted/ Opp beplant 2021 Ha (C)	Final crop/ Finale oes 2021 Tons (D)	Change/ Verandering % (B) ÷ (D)
Non-commercial agriculture/Nie-kommersiële landbou:					
White maize/Witmielies	<b>296 950</b>	<b>482 000</b>	276 100	445 335	+8,23
Yellow maize/Geelmielies	<b>81 850</b>	<b>185 000</b>	86 800	191 105	-3,19
Maize/Mielies	<b>378 800</b>	<b>667 000</b>	362 900	636 440	+4,80

The area planted to maize in the non-commercial agricultural sector is estimated at 378 800 ha, which represents an increase of 4,38%, compared to the 362 900 ha of the previous season. The expected maize crop for this sector is 667 000 tons, which is 4,80% more than the 636 440 tons of last season. It is important to note that about 47% of the maize produced in the non-commercial sector, is planted in the Eastern Cape, followed by KwaZulu-Natal with 22%.

Die oppervlakte beplant met mielies in die nie-kommersiële landbou-sektor word geskat op 378 800 ha, wat 'n toename van 4,38% verteenwoordig in vergelyking met die 362 900 ha van die vorige seisoen. Die verwagte mielie-oes van dié sektor is 667 000 ton, wat 4,80% meer is as die 636 440 ton van die vorige seisoen. Dit is belangrik om daarop te let dat ongeveer 47% van die mielies wat geproduseer word in die nie-kommersiële sektor, in die Oos-Kaap geplant word, gevolg deur KwaZulu-Natal met 22%.



The revised area estimate and second production forecast for winter cereals for 2022 is hereby released. /  
 Hiermee word die hersiene oppervlakteskatting en tweede produksieskatting vir wintergewasse vir 2022 vrygestel.

**WINTER CEREALS** – REVISED AREA PLANTED ESTIMATE AND SECOND PRODUCTION FORECAST: 2022 PRODUCTION SEASON

**WINTERGEWASSE** – HERSIENE OPPERVLAKTESKATTING EN TWEDE PRODUKSIESKATTING: 2022-PRODUKSIESEISOEN

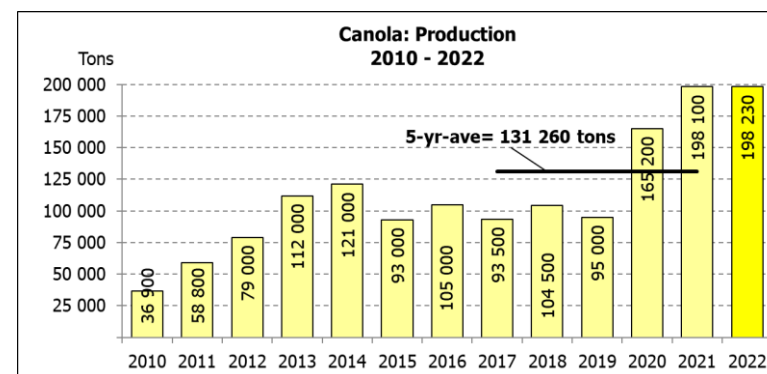
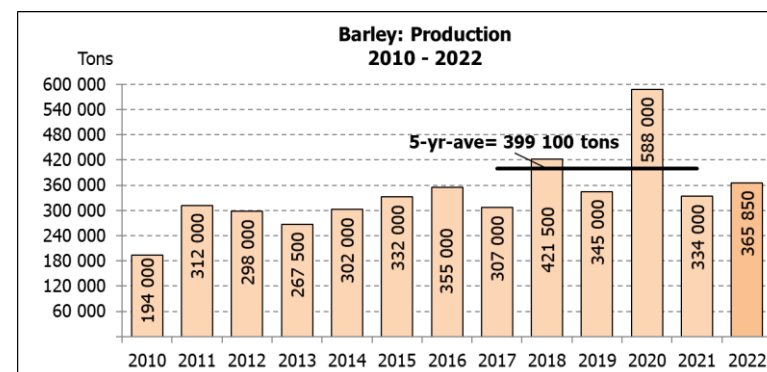
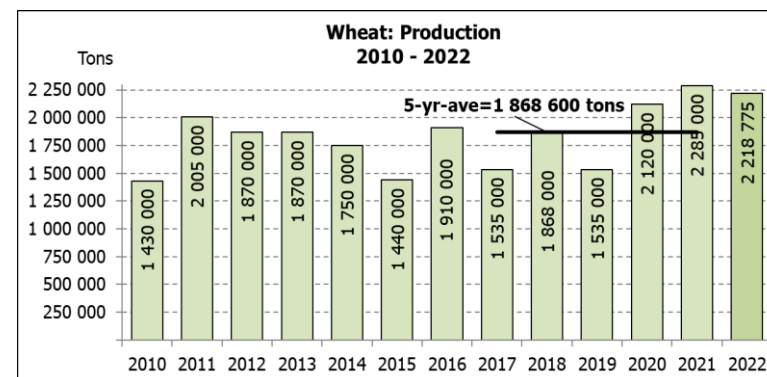
CROP/GEWAS	Area planted/ Opp beplant 2022 Ha (A)	2 <sup>nd</sup> forecast/ 2 <sup>de</sup> skatting 2022 Tons (B)	1 <sup>st</sup> forecast/ 1 <sup>ste</sup> skatting 2022 Tons (C)	Area planted/ Opp beplant 2021 Ha (D)	Final crop/ Finale oes 2021 Tons (E)	Change/ Verandering % (B) ÷ (C)
<b>Commercial/Kommersieel:</b>						
Wheat/Koring	566 800	2 218 775	2 178 935	523 500	2 285 000	+1,83
Barley/Gars <sup>1)</sup>	101 000	365 850	370 350	94 730	334 000	-1,22
Canola/Kanola	123 510	198 230	197 880	100 000	198 100	+0,18
Oats/Hawer <sup>1)</sup>	27 000	41 600	43 880	36 250	59 000	-5,20
Sweet lupines/Soetlupine	21 000	16 800	21 000	22 000	28 600	-20,00

1) Commercial only. Excluding barley or oats used as pasture, silage, hay and/or on the farm as fodder for livestock /  
 Slegs kommersieël. Uitgesluit gars of hawer wat gebruik word as weiding, kuilvoer, hooi en/of op die plaas as voer vir vee.

**WHEAT** – REVISED AREA PLANTED ESTIMATE AND SECOND PRODUCTION FORECAST: 2022 PRODUCTION SEASON

**KORING** – HERSIENE OPPERVLAKTESKATTING EN TWEDE PRODUKSIESKATTING: 2022-PRODUKSIESEISOEN

Province/ Provinsie	Area planted/ Opp beplant 2022 Ha	2 <sup>nd</sup> forecast/ 2 <sup>de</sup> skatting 2022 Tons	Area planted/ Opp beplant 2021 Ha	Final crop/ Finale oes 2021 Tons
Western Cape/Wes-Kaap	360 000	972 000	360 000	1 260 000
Northern Cape/Noord-Kaap	47 000	352 500	35 500	275 125
Free State/Vrystaat	96 000	480 000	70 000	360 000
Eastern Cape/Oos-Kaap	6 000	40 200	3 800	25 080
KwaZulu-Natal	9 200	59 800	8 500	56 950
Mpumalanga	4 000	27 000	4 100	28 300
Limpopo	29 000	182 700	26 500	176 220
Gauteng	1 100	7 425	1 100	7 425
North West/Noordwes	14 500	97 150	14 000	95 900
Total/Totaal	566 800	2 218 775	523 500	2 285 000



**REVISED AREA ESTIMATE AND SECOND PRODUCTION FORECAST OF WINTER CROPS (2022) /  
HERSIENE OPPERVLAKTESKATTING EN TWEDE PRODUKSIESKATTING VAN WINTERGEWASSE (2022)  
28 SEPTEMBER 2022**

**Winter cereal crops - 2022 production season**

**Wheat:** The expected production of wheat is 2,219 mill. tons, which is 1,83% or 39 840 tons more than the previous forecast of 2,179 mill. tons, whilst the expected yield is 3,91 t/ha.

The expected production in the Western Cape is 972 000 tons (44%), which is 36 000 tons less than the previous forecast of 1,008 mill. tons. In the Free State, the expected production is now 480 000 tons (22%) compared to the 490 000 tons of the previous month. In the Northern Cape, 352 500 tons (16%) is expected to be produced – 67 500 tons more than the 285 000 tons of the previous month.

The area estimate for wheat was revised to 566 800 ha, which is 6 700 ha more than the 560 100 ha of the previous forecast. An estimated 360 000 ha or 64 % is planted in the Western Cape, 96 000 ha or 17 % in the Free State and 47 000 ha or 8 % in the Northern Cape.

**Other crops:** The production forecast for **barley** is 365 850 tons, which is 1,22% or 4 500 tons less than the previous month's forecast of 370 350 tons. The area planted is estimated at 101 000 ha, while the expected yield is 3,62 t/ha.

The expected **canola crop** is 198 230 tons, which is 0,18% or 350 tons more than the previous forecast of 197 880 tons. The revised area estimate for canola is 123 510 ha, with an expected yield of 1,60 t/ha.

The expected crop for **oats** for the 2022 season is 41 600 tons and the revised area planted is 27 000 ha. The expected yield is 1,54 t/ha.

In the case of **sweet lupines**, the production forecast is 16 800 tons. The area estimate of sweet lupines is 21 000 ha, with an expected yield of 0,80 t/ha.

**Please note that the third production forecast for winter cereals for 2022 will be released on 26 October 2022.**

Information is available on the internet at [http://www.dalrrd.gov.za/links/crop\\_estimates](http://www.dalrrd.gov.za/links/crop_estimates) or <http://www.sagis.org.za>, as from **14:30** on the date of the relevant meeting of the Crop Estimates Committee.

**Wintergewasse - 2022 produksie-seisoen**

**Koring:** Die verwagte produksie vir koring is 2,219 milj. ton, wat 1,83% of 39 840 ton meer is as die vorige skatting van 2,179 milj. ton, terwyl die verwagte opbrengs 3,91 t/ha is.

Die verwagte produksie in die Wes-Kaap is 972 000 ton (44%), wat 36 000 ton minder is as die vorige skatting van 1,008 milj. ton. In die Vrystaat is die verwagte produksie 480 000 ton (22%) in vergelyking met die vorige maand se 490 000 ton. In die Noord-Kaap is die beraamde produksie 352 500 ton (16%) – 67 500 ton meer as die 285 000 ton die vorige maand.

Die oppervlakteskatting vir koring is hersien na 566 800 ha, wat 6 700 ha meer is as die 560 100 ha teenoor die vorige skatting. Die beraamde oppervlakte geplant in die Wes-Kaap is 360 000 ha of 64 %, die Vrystaat is 96 000 ha of 17 % en 47 000 ha of 8 % is in die Noord-Kaap.

**Ander gewasse:** Die produksieskatting vir **gars** is 365 850 ton, wat 1,22% of 4 500 ton minder is as die vorige maand se skatting van 370 350 ton. Die oppervlakte beplant word beraam op 101 000 ha, terwyl die verwagte opbrengs 3,62 t/ha behoop.

Die verwagte **kanola-oes** is 198 230 ton, wat 0,18% of 350 ton meer is as die vorige skatting van 197 880 ton. Die hersiene oppervlakteskatting vir kanola is 123 510 ha, met 'n verwagte opbrengs van 1,60 t/ha.

Die verwagte oes vir **hawer** vir die 2022-seisoen is 41 600 ton en die hersiene oppervlakteskatting is 27 000 ton. Die verwagte opbrengs is 1,54 t/ha.

In die geval van **soetlupine** is die produksieskatting 16 800 ton. Die oppervlakte beplant met soetlupine is 21 000 ha, en die verwagte opbrengs is 0,80 t/ha.

**Neem asseblief kennis dat die derde produksieskatting vir wintergewasse vir 2022 op 26 Oktober 2022 vrygestel sal word.**

Inligting is beskikbaar op die internet by [http://www.dalrrd.gov.za/links/crop\\_estimates](http://www.dalrrd.gov.za/links/crop_estimates) of by <http://www.sagis.org.za>, vanaf **14:30** op die dag van die toepaslike vergadering van die Oesskattingskomitee.

